

Horizons ReSolve Adaptive Asset Allocation ETF

August 2023 Commentary

Dear Investor,

The Horizons ReSolve Adaptive Asset Allocation ETF (“HRAA” or the “Fund”) returned +1.87% in August 2023.

Name	Ticker	1M (%)	3M (%)	6M (%)	YTD (%)	1YR (%)	3YR (%)	5YR (%)	10YR (%)	SIR* (%)
Horizons ReSolve Adaptive Asset Allocation ETF	HRAA	1.87	3.10	2.71	2.55	-3.17	3.79	--	--	3.92
iShares MSCI ACWI ETF	ACWI	-2.84	6.41	10.35	14.75	14.17	7.21	7.50	8.73	6.45
Vanguard Total World Bond ETF	BNDW	-0.22	-0.47	2.02	2.73	-0.05	-3.88	--	--	0.44
iShares Core Growth Allocation ETF	AOR	-1.93	3.63	6.40	9.29	8.49	3.25	4.79	6.18	7.18

Source: Bloomberg, as of August 31, 2023. HRAA Inception Date: July 30, 2020. ACWI Inception Date: March 26, 2008. BNDW Inception Date: September 4, 2018. AOR Inception Date: November 4, 2008.

The indicated rates of return are the historical annual compounded total returns including changes in per unit value and reinvestment of all distributions, and do not take into account sales, redemption, distribution, or optional charges or income taxes payable by any securityholder that would have reduced returns. The rates of return shown in the table are not intended to reflect future values of the ETF or future returns on investment in the ETF. Only the returns for periods of one year or greater are annualized returns. HRAA metrics are computed in CAD, while those for the other ETFs/index are computed in USD.

*Since Inception Return.



The Fund is designed to be an all-terrain investment solution, actively managing long and short exposures to a diverse universe of global asset classes including equity indices, government bonds, currencies, and commodities.

It combines a core portfolio composed of diversified and risk-balanced global asset classes (beta) with an actively managed macro trading strategy (alpha).



August 2023 Performance Highlights

- ◆ Currencies were the best performers, led by shorts in the Aussie and Kiwi Dollars, and Japanese Yen
- ◆ Energies (long diesel), equity indices (short S&P500 and Russell2000) and softs (long cotton and cocoa) also contributed positively
- ◆ Short Russell2000 and Aussie Dollar were the most profitable positions; long Italian MIB and Kansas City wheat were the largest detractors
- ◆ Both the core “beta” portfolio and the alpha stack delivered positive returns, led by the latter

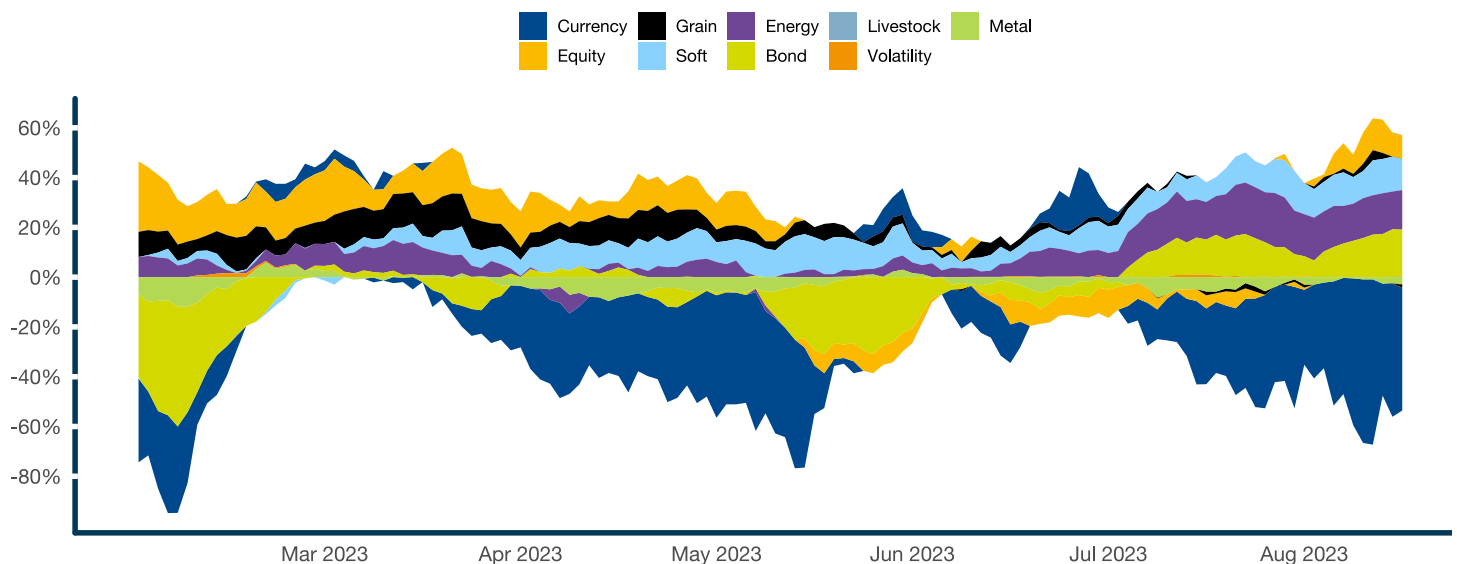
Table 1: August 2023 Return Attributions

Sector	August (%)	YTD (%)
Bonds	0.0%	-1.4%
Currencies	0.7%	2.0%
Energies	0.4%	-0.7%
Grains	-0.1%	-2.5%
Indices	0.3%	6.1%
Meats	0.0%	0.0%
Metals	0.1%	-1.2%
Softs	0.2%	0.4%
Volatility	0.1%	-0.1%
Total	1.9%	2.6%

PAST PERFORMANCE IS NOT INDICATIVE OF FUTURE RESULTS.

Analysis by ReSolve Asset Management SEZC (Cayman). August 2023 return figures as of August 31st, 2023. Note: Results may differ due to rounding. Performance is expressed in CAD. Strategy attribution is a best effort approximation due to rounding and trade timing, net of all applicable borrowing costs, fees and fund accruals for the period.

Chart 1: Sector Exposures over the last 6 months



Analysis by ReSolve Asset Management SEZC (Cayman). Note: Strategy exposures are best-effort approximations due to rounding and trade timing. End of month allocations are: Currency -49%; Equity 10%; Grain -1%; Soft 13%; Energy 16%; Bond 19%; Livestock 0%; Volatility 0%; Metal -3%; Total Gross Exposure: 111%; Total Net Exposure: 3%

All currency pairs are against the USD. The “Currency” portion shown in Chart 1 above should be interpreted as net short global currencies against the USD.

Table 2: Risk Metrics Since HRAA's Inception

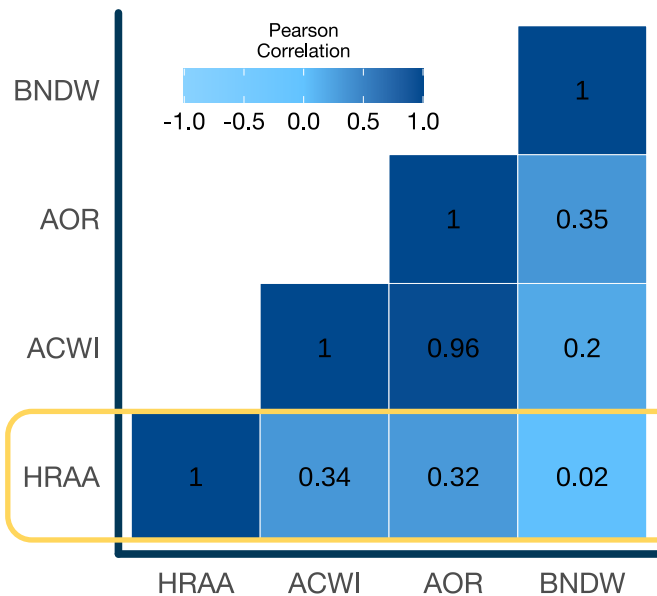
Name	Ticker	Annualized Sharpe Ratio	Annualized Sortino Ratio	Annualized Standard Deviation (%)	Maximum Drawdown (%)
Horizons ReSolve Adaptive Asset Allocation ETF	HRAA	0.54	0.74	7.60	-14.10
iShares MSCI ACWI ETF	ACWI	0.58	0.84	17.00	-26.40
iShares Core Growth Allocation ETF	BNDW	-0.73	-1.02	5.40	-17.20
Vanguard Total World Bond ETF	AOR	0.41	0.58	11.30	-21.70

Analysis by ReSolve Asset Management SEZC (Cayman). Data Source: Horizons ETFs, Tiingo, Y-Charts and S&P Dow Jones Indices. Metrics for HRAA are expressed in CAD, while those for ACWI, BNDW and AOR are expressed in USD. Calculations of Standard Deviation, Maximum Drawdown, Sharpe ratio and Sortino ratio are based on year-to-date total return as of August 31st, 2023. HRAA Inception Date: July 30, 2020.

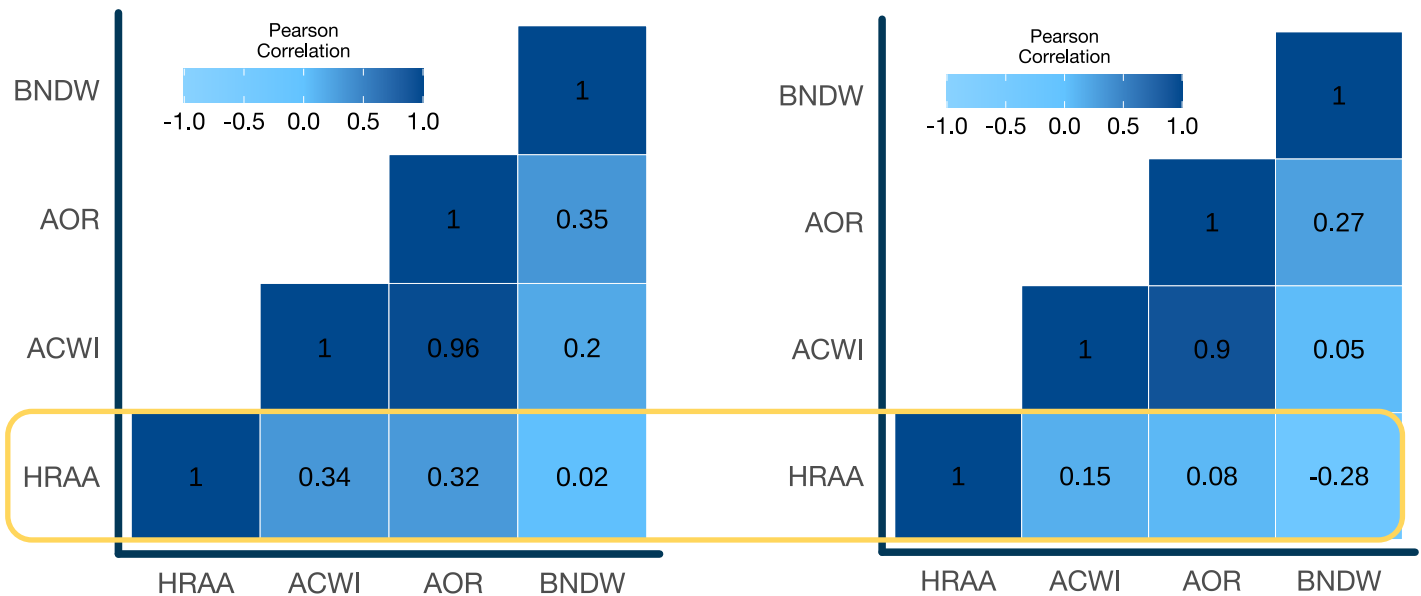
Since HRAA¹ is a globally diversified multi-asset strategy, it is important to show its performance against a cross-section of different assets and asset allocation strategies to highlight its absolute return profile and potential diversification benefits. The ETFs used in this analysis are selected as benchmark

proxies used to represent various asset class exposures. ACWI² represents large-cap global equities, BNDW³ represents global investment-grade bonds, and AOR⁴ represents a growth-oriented balanced portfolio

Daily Correlations - August 2023



Daily Correlations - 2023 YTD



PAST PERFORMANCE IS NOT INDICATIVE OF FUTURE RESULTS.

Analysis by ReSolve Asset Management SEZC (Cayman). August and 2023 YTD correlation figures based on total return as of August 31st, 2023. Data Source: Horizons ETFs, Tiingo, Y-Charts and S&P Dow Jones Indices. Returns for HRAA are expressed in CAD. Returns for ACWI, BNDW and AOR are expressed in USD.

Strategy Highlights

◆ HRAA complements traditional portfolios by striving to **address two vulnerabilities in traditional stock-bond portfolios:**

1. Prolonged bear markets, which investors haven't seen in over a decade
2. Inflationary regimes, which many investors haven't experienced in their lifetime

◆ In these challenging environments, the Fund will strive to provide positive results where most traditional portfolios generally suffer

◆ During concentrated bull markets, HRAA may underperform the highest-returning sectors

Investment Objectives

¹The Horizons ReSolve Adaptive Asset Allocation ETF seeks long-term capital appreciation by investing, directly or indirectly, in major global asset classes including but not limited to equity indexes, fixed income indexes, interest rates, commodities, and currencies.

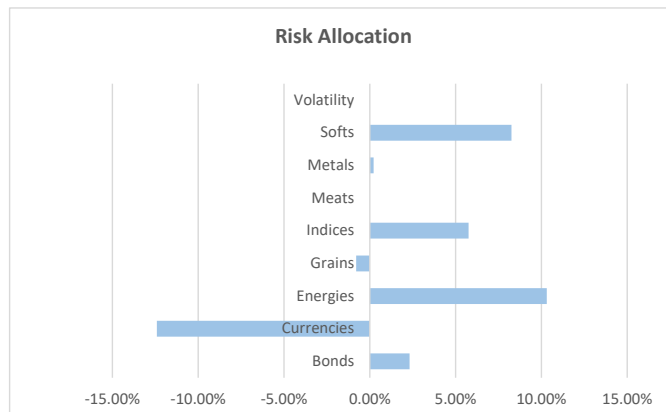
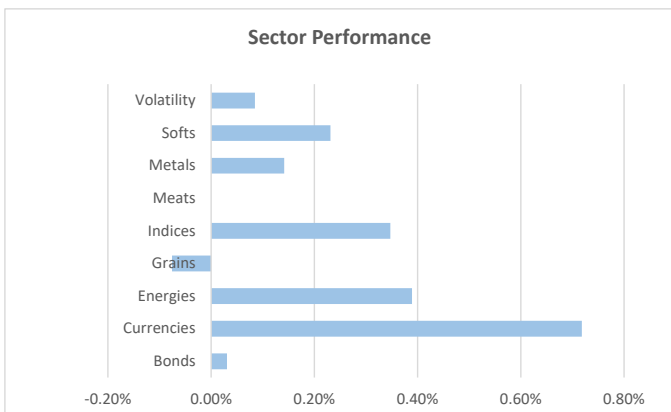
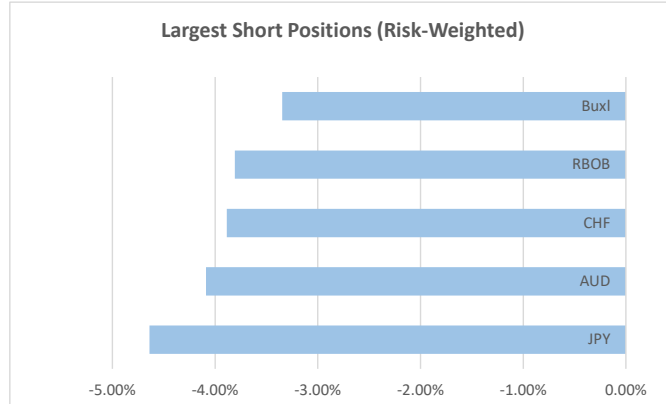
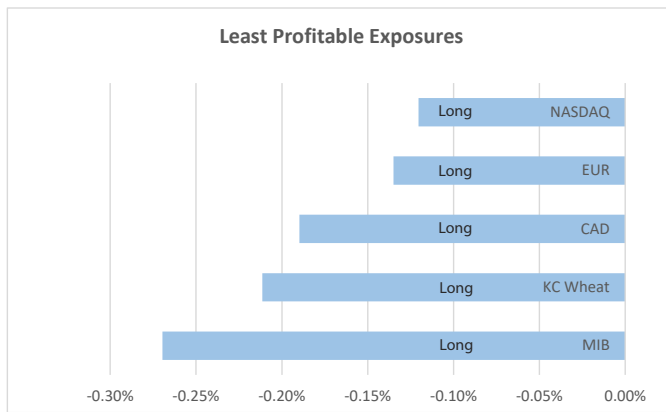
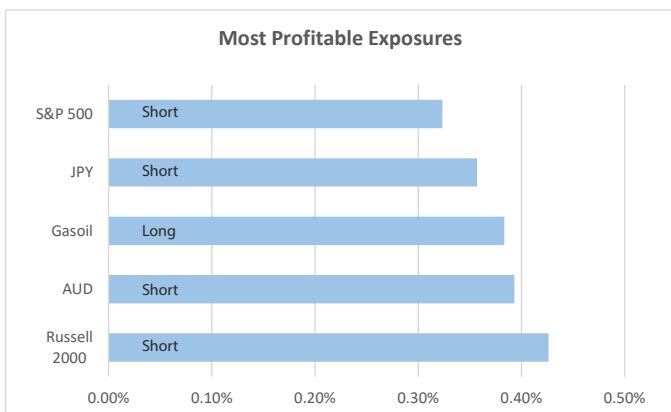
²The iShares MSCI ACWI ETF seeks to track the investment results of an index composed of large and mid-capitalization developed and emerging market equities.

³The Vanguard Total World Bond ETF seeks to track the performance of a broad, market-weighted index that measures the investment return of investment-grade U.S. bonds and investment-grade non-U.S. dollar-denominated bonds.

⁴The iShares Core Growth Allocation ETF seeks to track the investment results of an index composed of a portfolio of underlying equity and fixed income funds intended to represent a growth allocation target risk strategy.



MONTHLY ATTRIBUTIONS



PAST PERFORMANCE IS NOT INDICATIVE OF FUTURE RESULTS.

Analysis by ReSolve Asset Management SEZC (Cayman). As of August 31, 2023.

Risk allocation refers to the proportion of total portfolio standard deviation that is expected to derive from a market.



Commissions, management fees and expenses all may be associated with an investment in Horizons ReSolve Adaptive Asset Allocation ETF ("HRAA" or the "ETF") managed by Horizons ETFs Management (Canada) Inc. The ETF is not guaranteed, its value changes frequently and past performance may not be repeated. The prospectus contains important detailed information about the ETF. **Please read the relevant prospectus before investing.**

HRAA is an alternative mutual fund within the meaning of National Instrument 81-102 Investment Funds ("NI 81-102"), and is permitted to use strategies generally prohibited by conventional mutual funds, such as the ability to invest more than 10% of its net asset value in securities of a single issuer, the ability to borrow cash, to short sell beyond the limits prescribed for conventional mutual funds and to employ leverage of up to 300% of net asset value. These strategies will only be used in accordance with the investment objectives and strategies of HRAA.

The Manager and the Sub-Advisor have a direct interest in the management fees and performance fees of the Horizons Exchange Traded Products, and may, at any given time, have a direct or indirect interest in the Horizons Exchange Traded Products or its holdings.

Certain statements may constitute a forward-looking statement, including those identified by the expression "expect" and similar expressions (including grammatical variations thereof). The forward-looking statements are not historical facts but reflect the author's current expectations regarding future results or events. These forward-looking statements are subject to a number of risks and uncertainties that could cause actual results or events to differ materially from current expectations. These and other factors should be considered carefully and readers should not place undue reliance on such forward-looking statements. These forward-looking statements are made as of the date hereof and the authors do not undertake to update any forward-looking statement that is contained herein, whether as a result of new information, future events or otherwise, unless required by applicable law.

This communication is intended for informational purposes only and does not constitute an offer to sell or the solicitation of an offer to purchase exchange traded products (the "Horizons Exchange Traded Products") managed by Horizons ETFs Management (Canada) Inc. and is not, and should not be construed as, investment, tax, legal or accounting advice, and should not be relied upon in that regard. Individuals should seek the advice of professionals, as appropriate, regarding any particular investment. Investors should consult their professional advisors prior to implementing any changes to their investment strategies. These investments may not be suitable to the circumstances of an investor.

All comments, opinions and views expressed are generally based on information available as of the date of publication and should not be considered as advice to purchase or to sell mentioned securities. Before making any investment decision, please consult your investment advisor or advisors.

